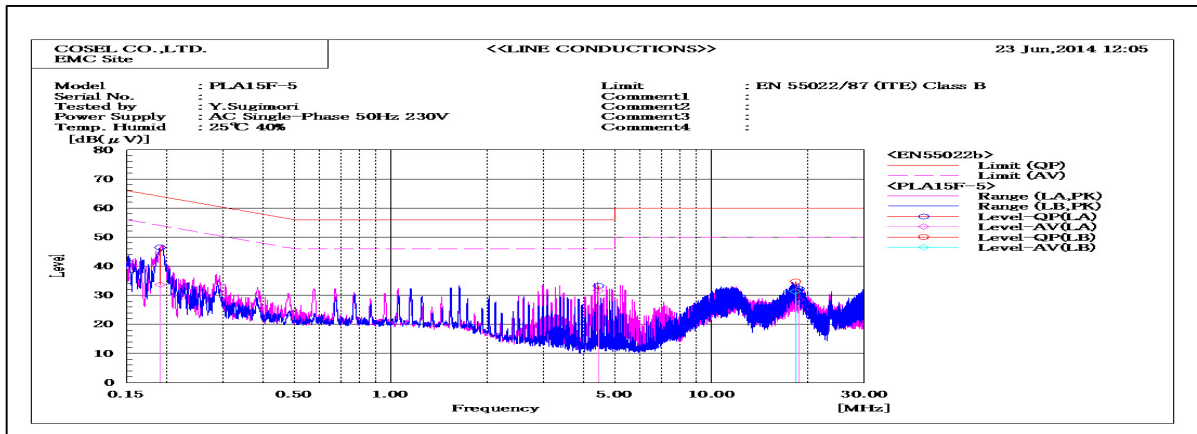
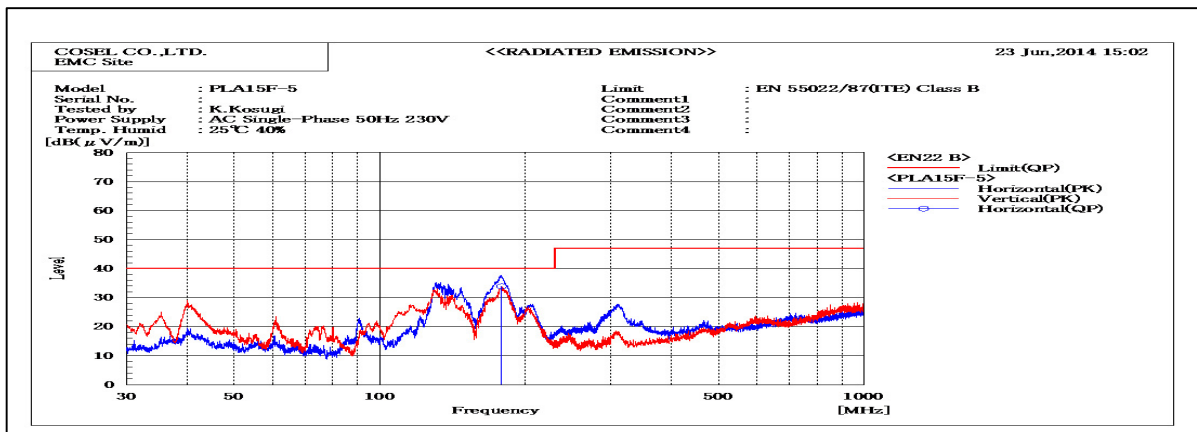




DATA SHEET		Date	02-Jul-14
Model	PLA15F-5	Temp.	25 degreeC
Test	EMI Line conduction & Radiated emission	Humid.	40 %RH
		Tested by	Y.Sugimori



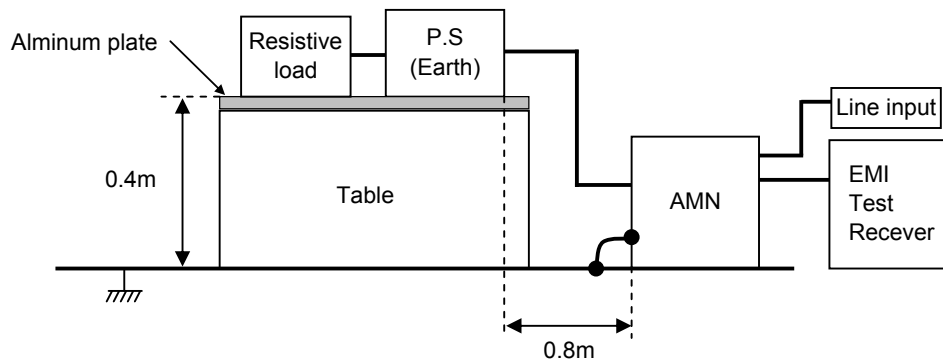
Frequency MHz	Line Phase	Reading dB(μV)		Factor dB	Level dB(μV)		Limit dB(μV)		Margin dB		Pass/Fail	Remark
		QP	AV		QP	AV	QP	AV	QP	AV		
0.19069	LA	39.3	26.6	7.1	46.4	33.7	64	54	17.6	20.3	Pass	
4.44619	LA	25.1	23.5	8.2	33.3	31.7	56	46	22.7	14.3	Pass	
18.76965	LA	20.4	16.6	11.8	32.2	28.4	60	50	27.8	21.6	Pass	
18.3027	LB	24.2	20.8	10.5	34.7	31.3	60	50	25.3	18.7	Pass	



Frequency MHz	Polarization	Reading dB(μV)	Space Loss dB	Level dB(mW)	Limit dB(mW)	Margin dB	Pass/Fail	Height cm	Angle deg	Remark
		QP		QP	QP					
178.365	H	48.9	-15	33.9	40	6.1	Pass	192	2	

DATA SHEET		Date	02-Jul-14
Model	Circuit used for measurement	Temp.	25 degreeC
Test	EMI Line conduction & Radiated emission	Humid.	40 %RH
		Tested by	Y.Sugimori

**1. Line conduction**



**2. Radiated emission**

