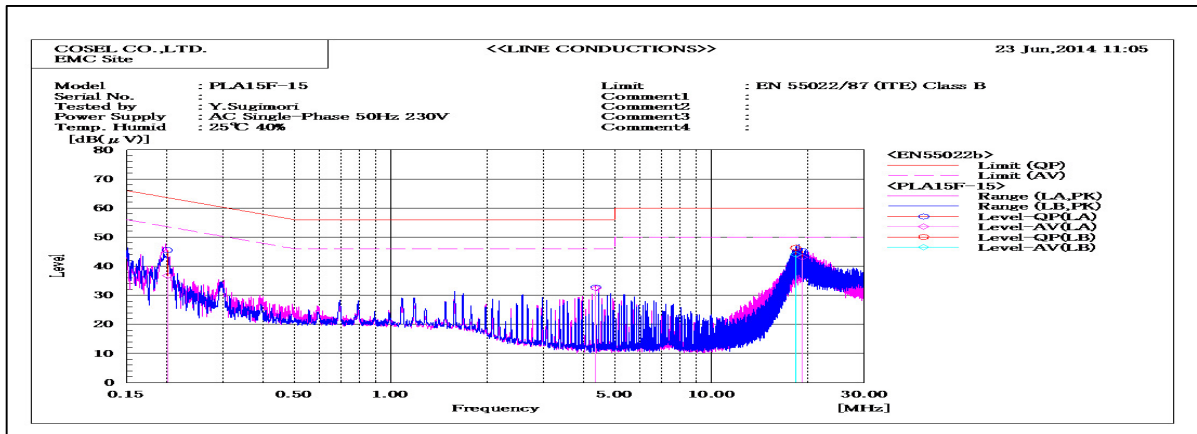
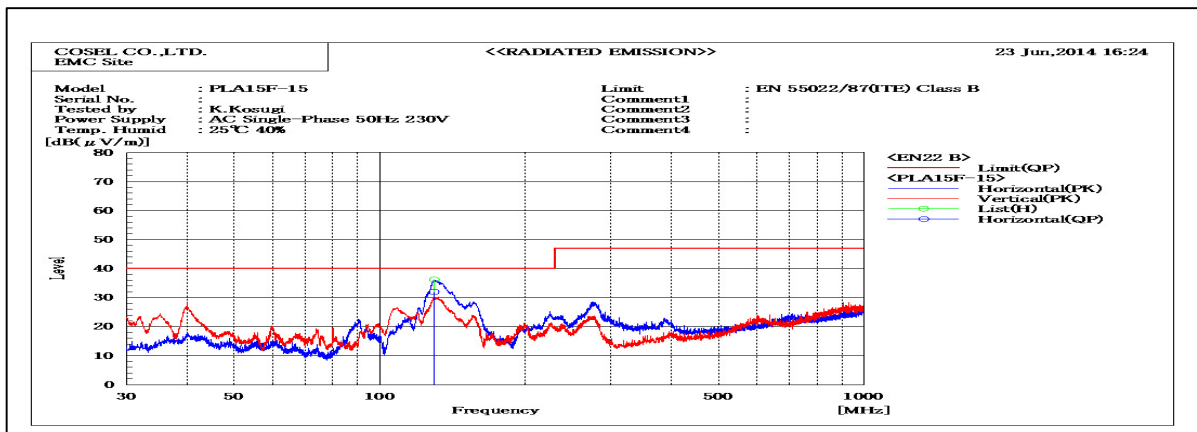




DATA SHEET		Date	02-Jul-14
Model	PLA15F-15	Temp.	25 degreeC
Test	EMI Line conduction & Radiated emission	Humid.	40 %RH
		Tested by	Y.Sugimori



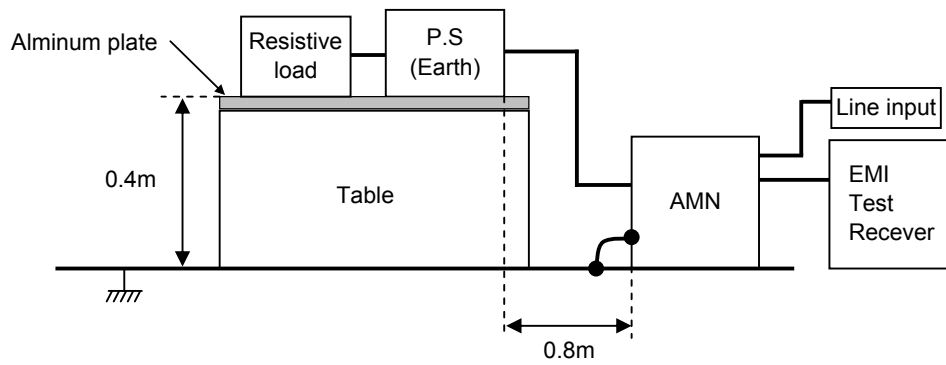
Frequency MHz	Line Phase	Reading dB(uV)		Factor dB	Level dB(uV)		Limit dB(uV)		Margin dB		Pass/Fail	Remark
		QP	AV		QP	AV	QP	AV	QP	AV		
18.32565	LB	35.4	33.1	10.9	46.3	44	60	50	13.7	6	Pass	
19.21915	LA	33.4	31.3	11.9	45.3	43.2	60	50	14.7	6.8	Pass	
4.36015	LA	24.5	24.2	8.2	32.7	32.4	56	46	23.3	13.6	Pass	
0.20107	LA	38.4	29.7	7.1	45.5	36.8	63.6	53.6	18.1	16.8	Pass	



Frequency MHz	Polarization	Reading dB(uV)	Space Loss dB	Level dB(mW)	Limit dB(mW)	Margin dB	Pass/Fail	Height cm	Angle deg	Remark
		QP		QP	QP					
129.501	H	43.7	-11.7	32	40	8	Pass	181	193	

DATA SHEET		Date	02-Jul-14
Model	Circuit used for measurement	Temp.	25 degreeC
Test	EMI Line conduction & Radiated emission	Humid.	40 %RH
		Tested by	Y.Sugimori

1. Line conduction



2. Radiated emission

