

Comprehensive lineup of single output modules.

CES series



Single Output Eighth-Brick



SMD type

24V Input	Model	CES24033-25	CES24050-16	CES24120-6	CES24150-4			
	DC output	3.3V 25A	5V 16A	12V 6A	15V 4A			
	Output Wattage	82.5W	80W	72W	60W			
48V Input	Model	CES48015-30	CES48018-30	CES48025-25	CES48033-25	CES48050-16	CES48120-6	CES48150-4
	DC output	1.5V 30A	1.8V 30A	2.5V 25A	3.3V 25A	5V 16A	12V 6A	15V 4A
	Output Wattage	45W	54W	62.5W	82.5W	80W	72W	60W
48V Input 100W type	Model	CES48033-30		CES48050-20		CES48060-17		
	DC output	3.3V 30A		5V 20A		6V 17A		
	Output Wattage	99W		100W		102W		

CES type P series



Single Output Eighth-Brick
(Conduction cooling type)



Base Plate Option
(Quarter-brick size)

48V Input	Model	CES48033-30P	CES48050-20P	CES48120-7P
	DC output	3.3V 30A	5V 20A	12V 7A
	Output Wattage	99W	100W	84W

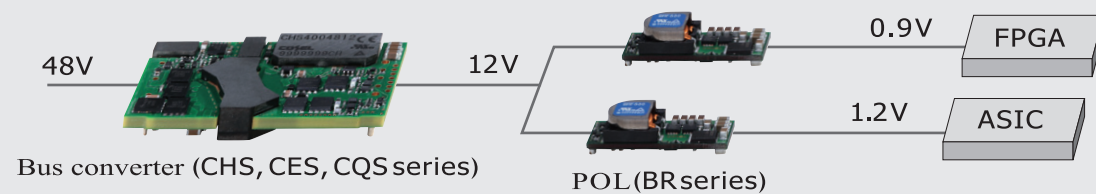
CQS series



Single Output Quarter-Brick

24V Input	Model	CQS24033-40	CQS24050-28	CQS24120-12	CQS24150-8			
	DC output	3.3V 40A	5V 28A	12V 12A	15V 8A			
	Output Wattage	132W	140W	144W	120W			
48V Input	Model	CQS48015-50	CQS48018-50	CQS48025-45	CQS48033-45	CQS48050-28	CQS48120-14	CQS48150-8
	DC output	1.5V 50A	1.8V 50A	2.5V 45A	3.3V 45A	5V 28A	12V 14A	15V 8A
	Output Wattage	75W	90W	112.5W	148.5W	140W	168W	120W

■ IBA (Intermediate Bus Architecture) Sample Case



Bus Converter

Industrial-leading high efficiency
Isolated bus converters



60/80/120/200/300/400/500W

NEW

CHS

series

■ Head Office COSEL CO., LTD.

1-6-43 Kamiakae-machi, Toyama 930-0816, Japan Phone +81-76-432-8152 E-mail sales@cosel.co.jp URL https://www.cosel.co.jp/en

■ Worldwide Sales/Support Network

{ AMERICA }

COSEL U.S.A., INC.

Phone (Free) +1-800-888-3526

E-mail sales@coselusa.com

URL http://www.coselusa.com

《Engineering and Technical Support》

Phone (Free) +1-866-921-0968

E-mail techsupport@coselusa.com

{ EUROPE }

COSEL EUROPE GmbH

Phone +49-69-95 00 79-0

E-mail sales@coseseurope.eu

URL http://www.coseseurope.eu

《Engineering and Technical Support》

E-mail techsupport@coseseurope.eu

{ ASIA }

COSEL ASIA LTD.

Phone +852-2305-2712

E-mail sales@coselasia.com

URL http://www.coselasia.com

COSEL (SHANGHAI) ELECTRONICS CO., LTD.

Phone +86-21-6440-0381

E-mail sales@coselasia.com

URL http://www.coselasia.com

CHS series

Industrial-Leading High Efficiency Isolated Bus Converters

Extensive Product Lineup (60W-500W)

CHS60

[Size] 19.05×23.36×12.7mm(W×D×H)
(0.75×0.9×0.5 inches)



[Input] 36-76V
[Output] 3.3V (18A), 5V (12A), 12V (6A)

[Features]
▷ Industrial standard 1/32 brick design
▷ Rated Output 60W (72W at 12V)

[Options]
▷ SMD type
▷ Positive logic remote on/off
▷ Shutdown protections

93% High Efficiency
(CHS604805)

1/32 Brick size

CHS80

[Size] 33.0×22.76×10.5mm(W×D×H)
(1.3×0.9×0.41 inches)



[Input] 36-76V
[Output] 3.3V (25A), 5V (16A), 12V (7.5A)

[Features]
▷ Industrial standard 1/16 brick design
▷ Rated Output 80W (90W at 12V)

[Options]
▷ SMD type
▷ Positive logic remote on/off
▷ Shutdown protections

93% High Efficiency
(CHS804812)

1/16 Brick size

NEW CHS120

[Size] 33.0×22.86×10.5mm(W×D×H)
(1.3×0.9×0.41 inches)



[Input] 36V-76V
[Output] 3.3V (30A), 5V (24A), 12V (10A)

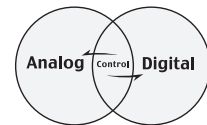
[Features]
▷ Industrial standard 1/16 brick design
▷ Rated Output 120W

[Options]
▷ SMD type
▷ Positive logic remote on/off
▷ Shutdown protections
▷ 5-pin type, Long pin type

93% High Efficiency
(CHS1204812)

[Other Specifications and Features]

- ▷ Built-in overcurrent, overvoltage and thermal protection (auto recovery type) functions
- ▷ Input-output isolation: DC2,250V
- ▷ Remote on/off
- ▷ 5-Year Warranty




Digitally Assisted Control by Micro-computer

[Safety Agency]

- UL US CE
- ▷ UL60950-1
- ▷ C-UL(CSA 60950-1)
- ▷ EN60950

CHS200

[Size] 57.9×22.76×10.5mm(W×D×H)
(2.28×0.9×0.41 inches)



[Input] 36-76V
[Output] 3.3V (50A), 5V (40A), 12V (16A)

[Features]
▷ Industrial standard 1/8 brick design
▷ Rated Output 200W


[Options]
▷ Base plate type
▷ Positive logic remote on/off
▷ Shutdown protections
▷ 5-pin type, Long pin type

94% High Efficiency
(CHS2004812)



CHS300

[Size] 58.4×22.86×11.0mm(W×D×H)
(2.3×0.9×0.43 inches)




[Input] 18-36V 24V Input Type
[Output] 5V (40A), 12V (16.7A), 15V (13.5A)

[Input] 36-76V
[Output] 10V (30A), 12V (25A)
12H (25A) High Efficiency Type

[Features]
▷ Industrial standard 1/8 brick design
▷ Rated Output 300W

[Options]
▷ Base plate type
▷ Positive logic remote on/off
▷ Shutdown protections
▷ 5-pin type, Long pin type

94.5% High Efficiency
(CHS3004812)



CHS400

[Size] 58.4×36.8×9.5 (Low Profile) mm(W×D×H)
(2.3×1.45×0.37 inches)




[Input] 36-76V
[Output] 10V (40A), 12V (33A)
12H (33A) High Efficiency Type

[Features]
▷ Industrial standard 1/4 brick design
▷ Rated Output 396W


[Options]
▷ Base plate type
▷ Positive logic remote on/off
▷ Shutdown protections
▷ 5-pin type, Long pin type
▷ Parallel operation available

95% High Efficiency
(CHS4004812)



CHS500

[Size] 58.4×36.8×9.5 (Low Profile) mm(W×D×H)
(2.3×1.45×0.37 inches)



[Input] 36-76V
[Output] 12V (42A)

[Features]
▷ Industrial standard 1/4 brick design
▷ Rated Output 504W

[Options]
▷ Base plate type
▷ Positive logic remote on/off
▷ Shutdown protections
▷ 5-pin type, Long pin type
▷ Parallel operation available

95% High Efficiency
(CHS5004812)

