


SFLS10

SFL S 10 48 3R3 B

① ② ③ ④ ⑤ ⑥



RoHS



- ① Series name
- ② Single output
- ③ Output wattage
- ④ Input voltage
48:DC36 - 76V
- ⑤ Output voltage
- ⑥ Mounting type
B :SMD

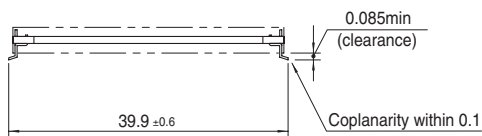
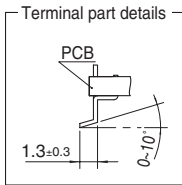
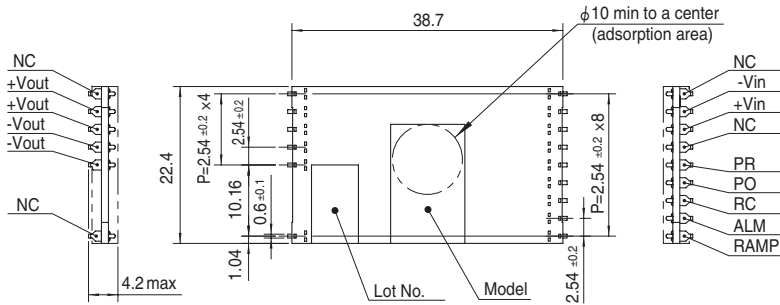
MODEL	SFLS10481R2	SFLS10481R5	SFLS10481R8	SFLS10482R5	SFLS10483R3	SFLS104805
MAX OUTPUT WATTAGE[W]	4.2	5.25	5.4	7.5	9.9	10.0
DC OUTPUT	1.2V 3.5A	1.5V 3.5A	1.8V 3A	2.5V 3A	3.3V 3A	5V 2A

SPECIFICATIONS

	MODEL	SFLS10481R2	SFLS10481R5	SFLS10481R8	SFLS10482R5	SFLS10483R3	SFLS104805
INPUT	VOLTAGE[V]	DC36 - 76					
	CURRENT[A]	*1 0.11typ	0.14typ	0.13typ	0.18typ	0.24typ	0.24typ
	EFFICIENCY[%]	*1 79typ	80typ	84typ	86typ	87typ	88typ
	START-UP VOLTAGE[V]	DC32 - 36					
	HYSTERESIS VOLTAGE[V]	DC2 min					
OUTPUT	VOLTAGE[V]	1.2	1.5	1.8	2.5	3.3	5
	CURRENT[A]	3.5	3.5	3	3	3	2
	VOLTAGE ACCURACY[%]	+5, -3					
	RIPPLE[mVp-p]	25max					
	RIPPLE NOISE[mVp-p]	50max					
	START-UP TIME[ms]	20 - 100max (DCIN 48V, Io=100%)					
PROTECTION CIRCUIT AND OTHERS	OVERCURRENT PROTECTION	Works over 103% of rating					
	OVERVOLTAGE PROTECTION	Works at 115 - 160% of rating		Works at 115 - 150% of rating			
	LOWVOLTAGE PROTECTION	Works at 93% max of rating					
	REMOTE ON/OFF	Provided(RC open : ON, short between RC and +Vin : OFF)					
ISOLATION	INPUT-OUTPUT	DC1,500V 1minute, DC500V 50MΩ min (20±15°C)					
ENVIRONMENT	OPERATING TEMP.,HUMID.AND ALTITUDE	-40 to +85°C, 20 - 95%RH (Non condensing), 3,000m (10,000feet) max					
	STORAGE TEMP.,HUMID.AND ALTITUDE	-40 to +100°C, 20 - 95%RH (Non condensing), 9,000m (30,000feet) max					
	VIBRATION	10 - 55Hz, 49.0m/s ² (5G), 3minutes period, 60minutes each along X, Y and Z axis					
	IMPACT	196.1m/s ² (20G), 11ms, once each X, Y and Z axis					
SAFETY	AGENCY APPROVALS	UL60950-1, C-UL (CSA60950-1), EN60950-1					
OTHERS	CASE SIZE/WEIGHT	38.7×4.2×22.4mm (W×H×D) / 8g max					
	COOLING METHOD	Convection					

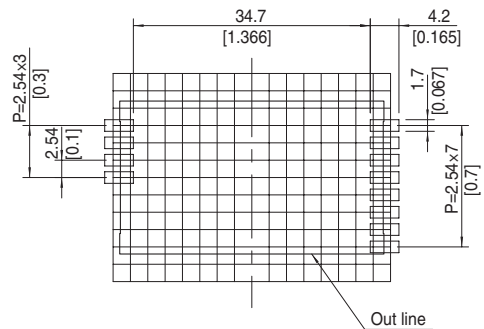
*1 At rated input(DC48V), rated load and 25°C

External view



- ※Dimensions in mm
- ※Tolerance ± 0.5
- ※Weight: 8g or less
- ※Terminal thickness: 0.3 ± 0.1
- Terminal material: copper alloy
- Plating treatment of terminal: Sn with Ni barrier

Recommended size for processing PCB (TOP VIEW)



- ※Dimensions in: $\frac{\text{mm}}{\text{inch}}$
- ※Div.: 0.1inch


SFLS15

SFL S 15 48 3R3 B

① ② ③ ④ ⑤ ⑥



RoHS



- ① Series name
- ② Single output
- ③ Output wattage
- ④ Input voltage
48:DC36 - 76V
- ⑤ Output voltage
- ⑥ Mounting type
B :SMD

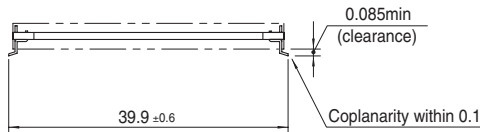
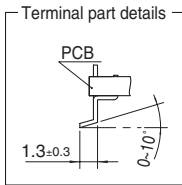
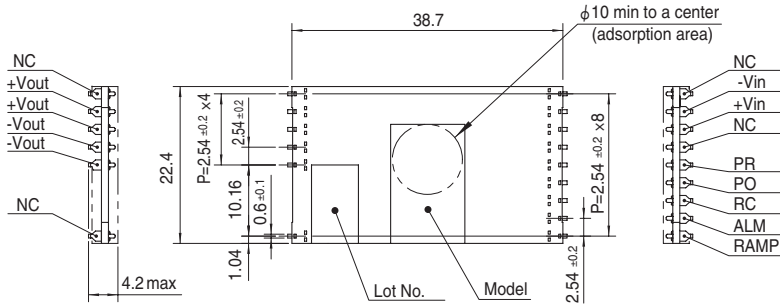
MODEL	SFLS15481R2	SFLS15481R5	SFLS15481R8	SFLS154802	SFLS15482R5	SFLS15483R3	SFLS154805	SFLS15485R2	SFLS154812
MAX OUTPUT WATTAGE[W]	6.24	7.8	8.1	9.0	11.25	14.85	15.0	15.6	15.0
DC OUTPUT	1.2V 5.2A	1.5V 5.2A	1.8V 4.5A	2V 4.5A	2.5V 4.5A	3.3V 4.5A	5V 3A	5.2V 3A	12V 1.25A

SPECIFICATIONS

	MODEL	SFLS15481R2	SFLS15481R5	SFLS15481R8	SFLS154802	SFLS15482R5	SFLS15483R3	SFLS154805	SFLS15485R2	SFLS154812
INPUT	VOLTAGE[V]	DC36 - 76								
	CURRENT[A]	*1 0.16typ	0.20typ	0.20typ	0.22typ	0.27typ	0.35typ	0.35typ	0.37typ	0.35typ
	EFFICIENCY[%]	*1 81typ	82typ	85typ	85typ	87typ	89typ	89typ	89typ	89typ
	START-UP VOLTAGE[V]	DC32 - 36								
	HYSTERESIS VOLTAGE[V]	DC2 min								
OUTPUT	VOLTAGE[V]	1.2	1.5	1.8	2	2.5	3.3	5	5.2	12
	CURRENT[A]	5.2	5.2	4.5	4.5	4.5	4.5	3	3	1.25
	VOLTAGE ACCURACY[%]	+5, -3								
	RIPPLE[mVp-p]	25max								
	RIPPLE NOISE[mVp-p]	50max								
	START-UP TIME[ms]	20 - 100max (DCIN 48V, Io=100%)								
PROTECTION CIRCUIT AND OTHERS	OVERCURRENT PROTECTION	Works over 103% of rating								
	OVERVOLTAGE PROTECTION	Works at 115 - 160% of rating			Works at 115 - 150% of rating					
	LOWVOLTAGE PROTECTION	Works at 93% max of rating								
	REMOTE ON/OFF	Provided(RC open : ON, short between RC and +Vin : OFF)								
ISOLATION	INPUT-OUTPUT	DC1,500V 1minute, DC500V 50MΩ min (20±15°C)								
ENVIRONMENT	OPERATING TEMP.,HUMID.AND ALTITUDE	-40 to +85°C, 20 - 95%RH (Non condensing), 3,000m (10,000feet) max								
	STORAGE TEMP.,HUMID.AND ALTITUDE	-40 to +100°C, 20 - 95%RH (Non condensing), 9,000m (30,000feet) max								
	VIBRATION	10 - 55Hz, 49.0m/s ² (5G), 3minutes period, 60minutes each along X, Y and Z axis								
	IMPACT	196.1m/s ² (20G), 11ms, once each X, Y and Z axis								
SAFETY	AGENCY APPROVALS	UL60950-1, C-UL (CSA60950-1), EN60950-1								
OTHERS	CASE SIZE/WEIGHT	38.7×4.2×22.4mm (W×H×D) / 8g max								
	COOLING METHOD	Convection								

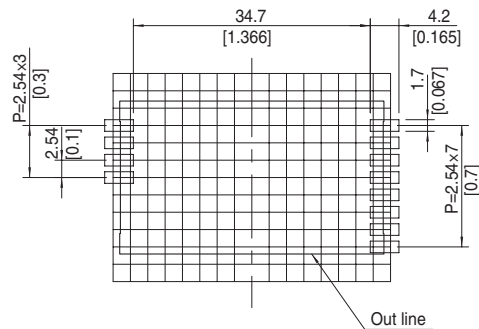
*1 At rated input(DC48V), rated load and 25°C

External view



- ※Dimensions in mm
- ※Tolerance ± 0.5
- ※Weight: 8g or less
- ※Terminal thickness: 0.3 ± 0.1
- Terminal material: copper alloy
- Plating treatment of terminal: Sn with Ni barreir


Recommended size for processing PCB (TOP VIEW)



- ※Dimensions in: $\frac{\text{mm}}{\text{inch}}$
- ※Div.: 0.1inch



RoHS



① Series name
 ② Single output
 ③ Output wattage
 ④ Input voltage
 48:DC36 - 76V
 ⑤ Output voltage
 ⑥ Mounting type
 B :SMD

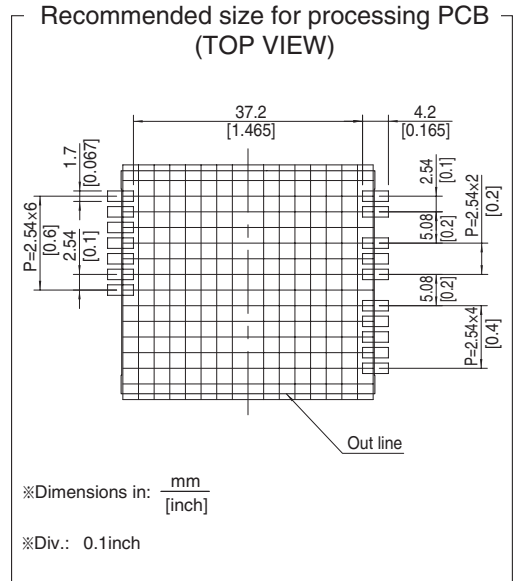
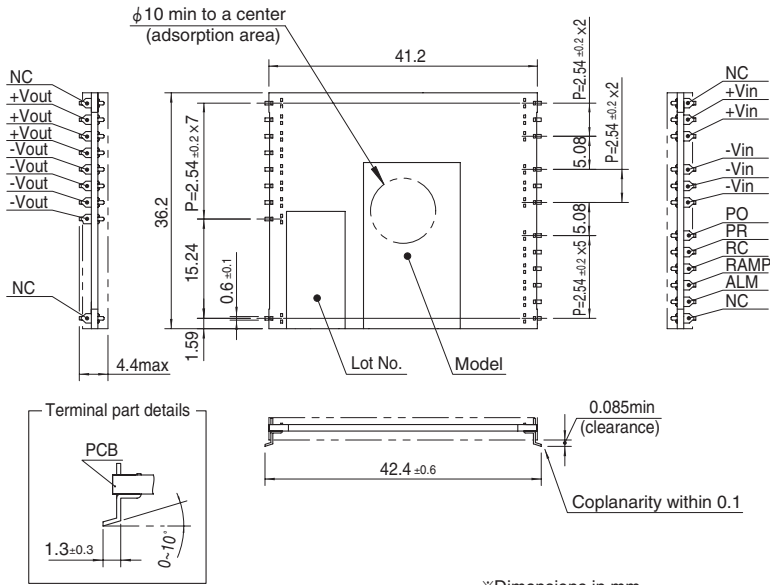
MODEL	SFLS30481R2	SFLS30481R5	SFLS30481R8	SFLS30482R5	SFLS30483R3	SFLS304805
MAX OUTPUT WATTAGE[W]	14.4	16.5	19.8	25.0	29.7	30.0
DC OUTPUT	1.2V 12A	1.5V 11A	1.8V 11A	2.5V 10A	3.3V 9A	5V 6A

SPECIFICATIONS

	MODEL	SFLS30481R2	SFLS30481R5	SFLS30481R8	SFLS30482R5	SFLS30483R3	SFLS304805
INPUT	VOLTAGE[V]	DC36 - 76					
	CURRENT[A]	*1 0.36typ	0.40typ	0.47typ	0.58typ	0.68typ	0.69typ
	EFFICIENCY[%]	*1 84typ	86typ	88typ	90typ	91typ	91typ
	START-UP VOLTAGE[V]	DC32 - 36					
	HYSTERESIS VOLTAGE[V]	DC2 min					
OUTPUT	VOLTAGE[V]	1.2	1.5	1.8	2.5	3.3	5
	CURRENT[A]	12	11	11	10	9	6
	VOLTAGE ACCURACY[%]	+5, -3					
	RIPPLE[mVp-p]	25max					
	RIPPLE NOISE[mVp-p]	50max					
	START-UP TIME[ms]	20 - 100max (DCIN 48V, I _o =100%)					
PROTECTION CIRCUIT AND OTHERS	OVERCURRENT PROTECTION	Works over 103% of rating					
	OVERVOLTAGE PROTECTION	Works at 115 - 160% of rating		Works at 115 - 150% of rating			
	LOWVOLTAGE PROTECTION	Works at 93% max of rating					
	REMOTE ON/OFF	Provided(RC open : ON, short between RC and +Vin : OFF)					
ISOLATION	INPUT-OUTPUT	DC1,500V 1minute, DC500V 50MΩ min (20±15°C)					
ENVIRONMENT	OPERATING TEMP.,HUMID.AND ALTITUDE	-40 to +85°C, 20 - 95%RH (Non condensing), 3,000m (10,000feet) max					
	STORAGE TEMP.,HUMID.AND ALTITUDE	-40 to +100°C, 20 - 95%RH (Non condensing), 9,000m (30,000feet) max					
	VIBRATION	10 - 55Hz, 49.0m/s ² (5G), 3minutes period, 60minutes each along X, Y and Z axis					
	IMPACT	196.1m/s ² (20G), 11ms, once each X, Y and Z axis					
SAFETY	AGENCY APPROVALS	UL60950-1, C-UL (CSA60950-1), EN60950-1					
OTHERS	CASE SIZE/WEIGHT	41.2×4.4×36.2mm (W×H×D) / 16g max					
	COOLING METHOD	Convection					

*1 At rated input(DC48V), rated load and 25°C

External view



- ※Dimensions in mm
- ※Tolerance ± 0.5
- ※Weight: 16g or less
- ※Terminal thickness: 0.3 ± 0.1
- Terminal material: copper alloy
- Plating treatment of terminal: Sn with Ni barreir