




RoHS



- ① Series name
- ② Universal input
- ③ Output wattage
- ④ Single output
- ⑤ Output voltage
- ⑥ Optional * 3
 C :with Coating
 F :with Fan unit
 G :Low leakage current
 R :with Remote ON/OFF

The forced air with the fan is necessary.

MODEL	UAF500S-3	UAF500S-5	UAF500S-12	UAF500S-24	UAF500S-48
MAX OUTPUT WATTAGE[W]	300	500	516	528	528
DC OUTPUT	3V 100A	5V 100A	12V 43A	24V 22A	48V 11A

SPECIFICATIONS

	MODEL	UAF500S-3	UAF500S-5	UAF500S-12	UAF500S-24	UAF500S-48	
INPUT	VOLTAGE[V]	AC85 - 264 1 φ (Rated input:AC100 / 200)					
	CURRENT[A]	ACIN 100V	4.5typ (Io=100%)	6.8typ (Io=100%)			
		ACIN 200V	2.3typ (Io=100%)	3.4typ (Io=100%)			
	FREQUENCY[Hz]	50/60 (47 - 63)					
	EFFICIENCY[%]	67typ		74typ	77typ	77typ	80typ
	POWER FACTOR	0.99typ (At rated input/output)					
	INRUSH CURRENT[A]	ACIN 100V	15typ (Io=100%)				
ACIN 200V		30typ (Io=100%)					
LEAKAGE CURRENT[ma]	0.75max						
OUTPUT	VOLTAGE[V]	3	5	12	24	48	
	CURRENT[A]	100	100	43	22	11	
	LINE REGULATION[mV]	40max					
	LOAD REGULATION[mV]	80max					
	RIPPLE[mVp-p]	0 to +50°C *1	100max	100max	120max	120max	150max
		-10 - 0°C *1	120max	120max	150max	150max	200max
	RIPPLE NOISE[mVp-p]	0 to +50°C *1	120max	120max	150max	150max	350max
		-10 - 0°C *1	180max	180max	200max	200max	400max
	TEMPERATURE REGULATION[mV]	40max					
	DRIFT[mV]	*2 12max					
START-UP TIME[ms]	800max (ACIN 85V, Io=100%)						
HOLD-UP TIME[ms]	30typ		20typ				
OUTPUT VOLTAGE ADJUSTMENT RANGE[V]	2.85 - 3.6		+10%, -5%				
PROTECTION CIRCUIT AND OTHERS	OVERCURRENT PROTECTION	Works over 105% of rating and recovers automatically					
	OVERVOLTAGE PROTECTION	4.00 - 5.25V	Works at 115 - 140% of rating				
	OPERATING INDICATION	LED (Green)					
	REMOTE SENSING	Provided					
ISOLATION	INPUT-OUTPUT	AC3,000V 1minute, Cutoff current = 25mA, DC500V 50MΩ min (At Room Temperature)					
	INPUT-FG	AC2,000V 1minute, Cutoff current = 25mA, DC500V 50MΩ min (At Room Temperature)					
	OUTPUT-FG	AC500V 1minute, Cutoff current = 100mA, DC500V 50MΩ min (At Room Temperature)					
ENVIRONMENT	OPERATING TEMP.,HUMID.AND ALTITUDE	-10 to +60°C, 10 - 90%RH (Non condensing) (Refer to DERATING CURVE), 3,000m (10,000feet) max					
	STORAGE TEMP.,HUMID.AND ALTITUDE	-20 to +75°C, 10 - 90%RH (Non condensing), 9,000m (30,000feet) max					
	VIBRATION	10 - 55Hz, 19.6m/s ² (2G), 3minutes period, 60minutes each along X, Y and Z axis					
	IMPACT	196.1m/s ² (20G), 11ms, once each X, Y and Z axis					
SAFETY AND NOISE REGULATIONS	AGENCY APPROVALS	UL60950-1, CSA C22.2 No.60950-1, EN60950-1, EN50178 Complies with IEC60950-1					
	CONDUCTED NOISE	Complies with FCC-B, CISPR22-B, EN55022-B, VCCI-B					
	HARMONIC ATTENUATOR	Complies with IEC61000-3-2					
OTHERS	CASE SIZE/WEIGHT	140×45×278 (308) mm (without terminal block) (W×H×D) /2.4kg max, 2.6kg max (with fan unit)					
	COOLING METHOD	Forced air					

*1 Measured by 20MHz oscilloscope or Ripple-Noise meter(equivalent to KEISOKU-GIKEN:RM101).

*2 Drift is the change in DC output for an eight hour period after a half-hour warm-up at 25°C, with the input voltage held constant at the rated input/output.

*3 Please contact us about safety approvals for the model with option.

External view

<PIN CONNECTION>

TB1

Marking	Function
AC1	Input(L)
AC2	Input(N)
NC	
FG	Frameground

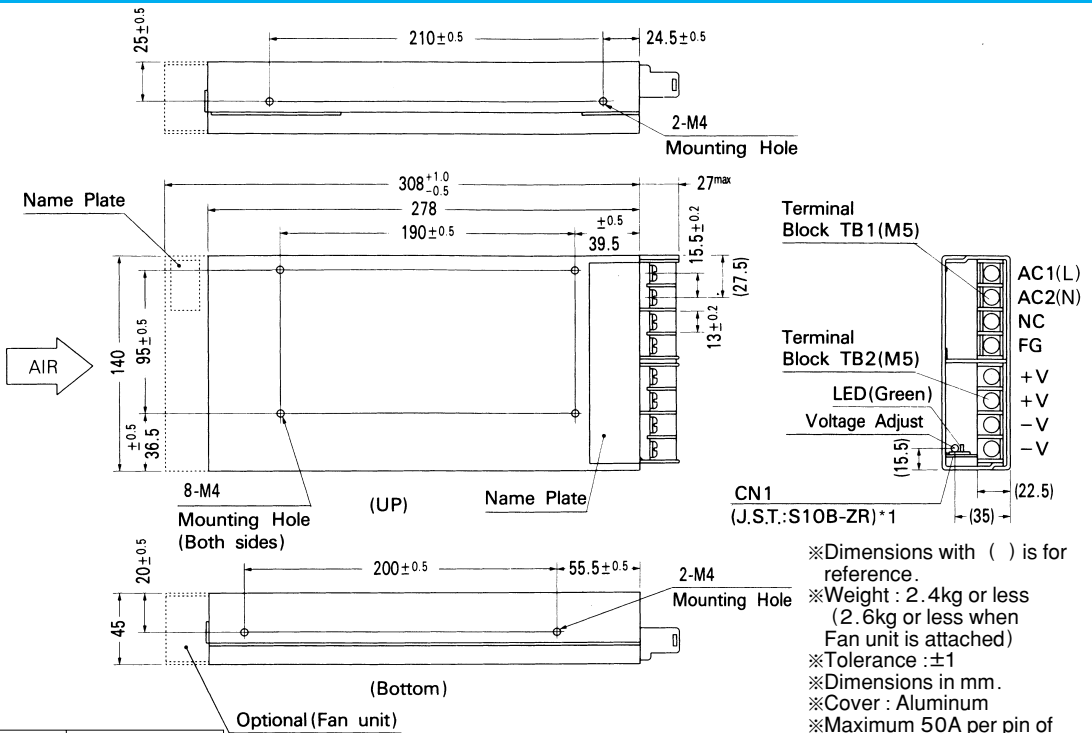
TB2

Marking	Function
+V	+Output
+V	+Output
-V	-Output
-V	-Output

CN1 *A* means connection is not possible.

Pin	No.
1	A
2	A
3	A
4	-M
5	-S
6	+M
7	A
8	+S
9	VB
10	CB

I/O Connector	Mating Connector	Terminal
CN1 S10B-ZR	ZHR-10	Chain: SZH-002T-P0.5 Loose: BZH-002T-P0.5 (Mfr. J. S. T.)

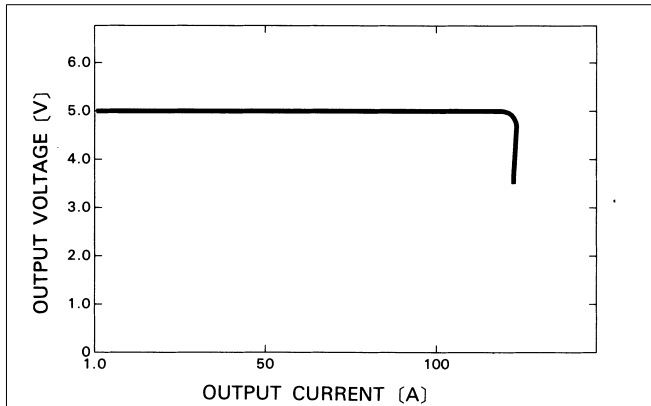


※Mounting torque:
1.2N·m (12.8kgf·cm) max

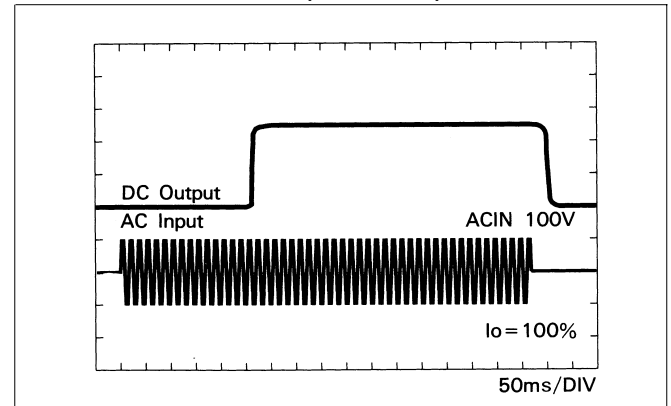
*1 when shipment, connector for -M, -S and +M, +S is attached.

Performance data

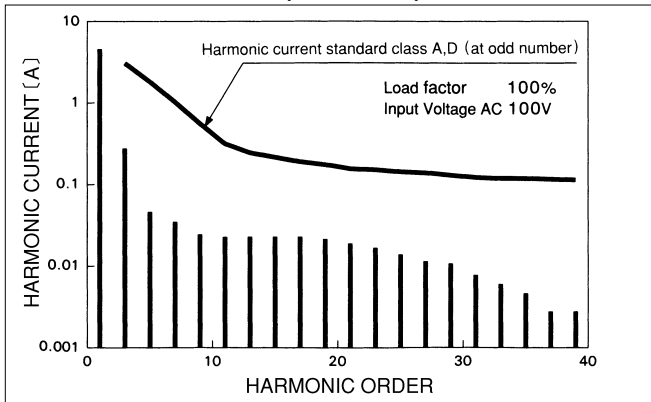
OVERCURRENT CHARACTERISTICS (UAF500S-5)



RISE TIME & FALL TIME (UAF500S-5)



HARMONIC CURRENT (UAF500S-5)



HARMONIC CURRENT (UAF500S-5)

