

TBC series(50,60,80,100,150A)

TBC -50 -683

① ② ③



*Link to www.cosel.co.jp/en for the latest product information.

- ① Model Name
- ② Rated Current
- ③ Line to ground capacitor code: See table 1.1.

table 1.1 Line to ground capacitor code

Code	Leakage Current (Input 250/500V 60Hz)	Line to ground capacitor (nominal value)
223	1.0mA/2.0mA max	22,000pF
683	2.5mA/5.0mA max	68,000pF
104	3.5mA/7.0mA max	100,000pF

*When the line to ground capacitor code is different, the attenuation characteristic is different.

Features of TBC series

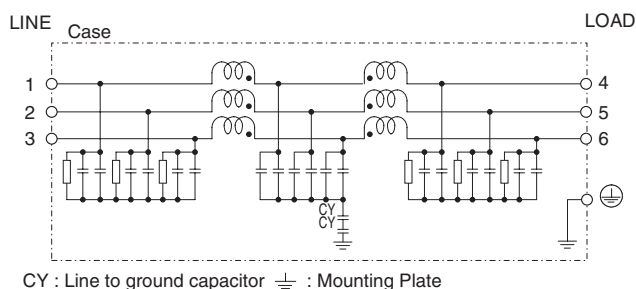
High-attenuation type of common mode noise from 150kHz to 1MHz (2-stage filter)

- Three phase rated voltage 500 VAC (voltage range:528V max)
- Selectable leakage current value

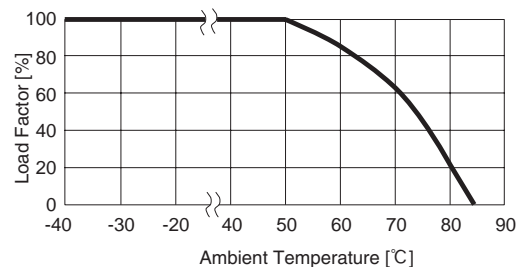
Specifications

No.	Items	TBC-50-683	TBC-60-683	TBC-80-683	TBC-100-683	TBC-150-683
1	Rated Voltage[V]	AC Three Phase 500 (voltage range:528 max)				
2	Rated Current[A]	50	60	80	100	150
3	Test Voltage (Terminal-Mounting Plate)	2,500 VAC (Cutoff Current = 100mA), 1minute at room temperature and humidity				
4	Isolation Resistance (Terminal-Mounting Plate)	500 VDC 100MΩ min at room temperature and humidity				
5	Leakage current 250/500V 60Hz	2.5mA/5.0mA max				
6	DC resistance	14mΩ max	10mΩ max	10mΩ max	8mΩ max	6mΩ max
7	Safety agency approval temperatures	-25 to +85°C (Refer to Derating Curve)				
8	Operating temperature	-40 to +85°C (Refer to Derating Curve)				
9	Operating humidity	20 to 95%RH (Non condensing)				
10	Storage temperature/humidity	-40 to +85°C/20 to 95%RH (Non condensing)				
11	Vibration	10 to 55Hz, 19.6m/s ² (2G), 3min. Period, 1hour each X, Y and Z axis				
12	Impact	196.1m/s ² (20G), 11ms Once each X, Y and Z axis				
13	Safety agency approvals	UL1283, CSA C22.2 No.8 (C-UL), DIN EN60939 VDE0565 Teil3-1, ENEC				
14	Case size (without projection)	140×80×374 mm (W×H×D)		150×92×456 mm (W×H×D)		190×92×482 mm (W×H×D)
		[5.51×3.15×14.72 inches]		[5.91×3.62×17.95 inches]		[7.48×3.62×18.98 inches]
15	Weight	4.3kg max		7.7kg max		9.6kg max

Circuit Diagram



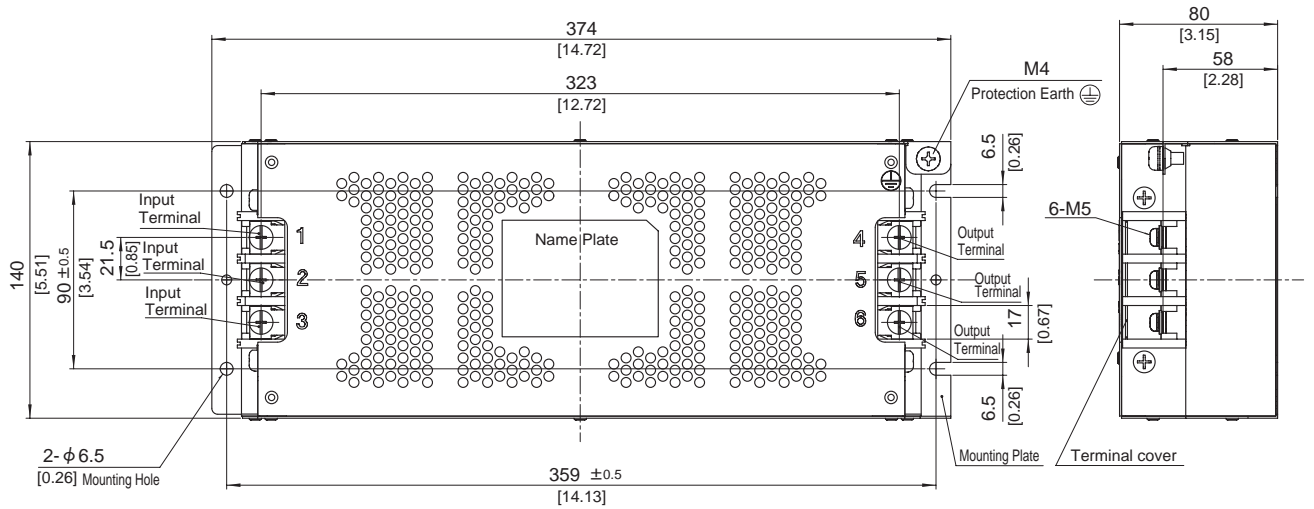
Derating Curve



* Keep free ventilation holes for cooling.

External view

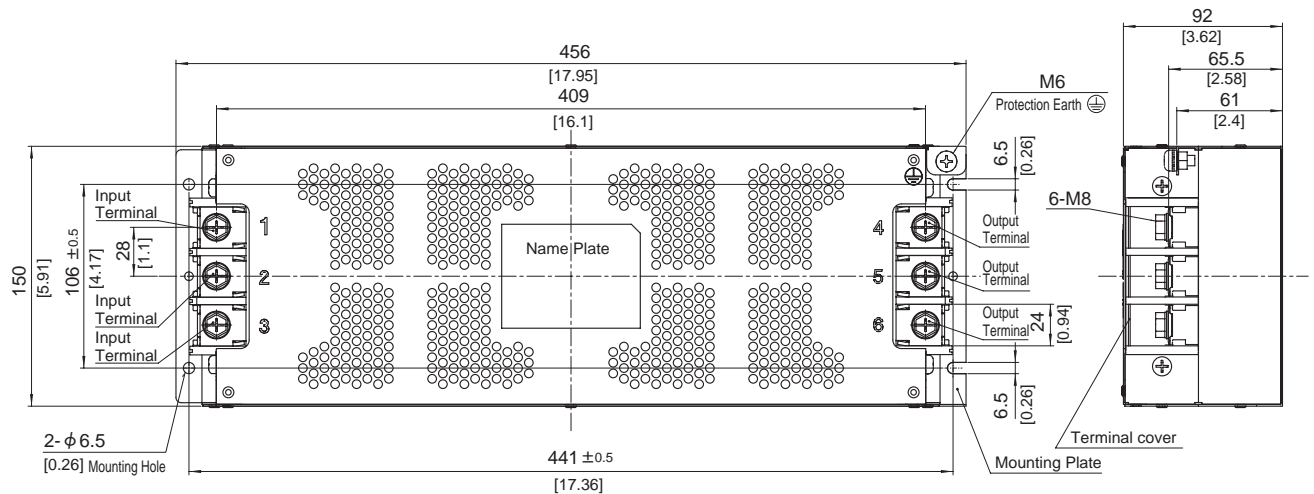
TBC-50-□□□ / TBC-60-□□□



※ Can not be mounted upside-down.

- ※ Tolerance : ± 1 [± 0.04]
- ※ Weight : 4.3kg max
- ※ Chassis Material : Stainless steel t=1.0 [0.04]
- ※ Dimensions in mm, []=inches
- ※ Terminal block screw tightening torque M5:3.0N · m (30.7kgf · cm) max
- ※ Protection Earth screw tightening torque M4:1.6N · m (16.9kgf · cm) max

TBC-80-□□□ / TBC-100-□□□

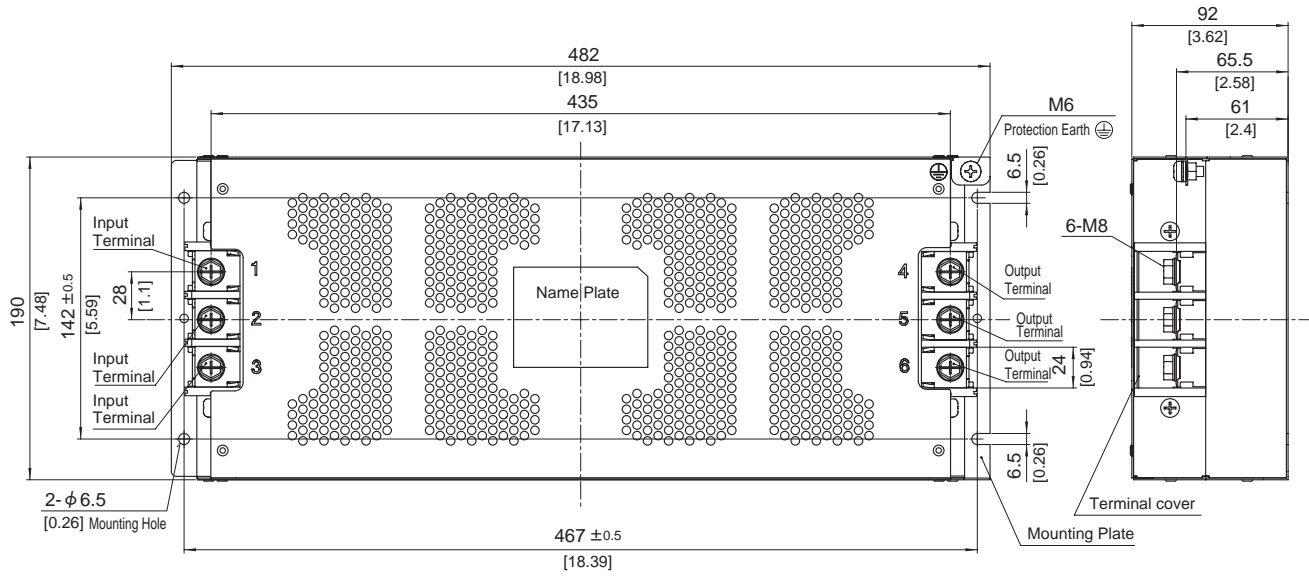


※ Can not be mounted upside-down.

- ※ Tolerance : ± 1 [± 0.04]
- ※ Weight : 7.7kg max
- ※ Chassis Material : Stainless steel t=1.0 [0.04]
- ※ Dimensions in mm, []=inches
- ※ Terminal block screw tightening torque M8:9.2N · m (93.9kgf · cm) max
- ※ Protection Earth screw tightening torque M6:5.8N · m (59.2kgf · cm) max

External view

TBC-150-□□□



※ Can not be mounted upside-down.

- ※ Tolerance : ± 1 [± 0.04]
- ※ Weight : 9.6kg max
- ※ Chassis Material : Stainless steel t=1.0 [0.04]
- ※ Dimensions in mm, []=inches
- ※ Terminal block screw tightening torque M8:9.2N · m (93.9kgf · cm) max
- ※ Protection Earth screw tightening torque M6:5.8N · m (59.2kgf · cm) max