

TBC series(200,250,300A)

TBC -200 -683

① ② ③

- ① Model Name
- ② Rated Current
- ③ Line to ground capacitor code: See table 1.1.


table 1.1 Line to ground capacitor code

Code	Leakage Current (Input 250/500V 60Hz)	Line to ground capacitor (nominal value)
223	1.0mA/2.0mA max	22,000pF
683	2.5mA/5.0mA max	68,000pF
104	3.5mA/7.0mA max	100,000pF

* When the line to ground capacitor code is different, the attenuation characteristic is different.



RoHS



Features of TBC series

High-attenuation type of common mode noise from 150kHz to 1MHz (2-stage filter)

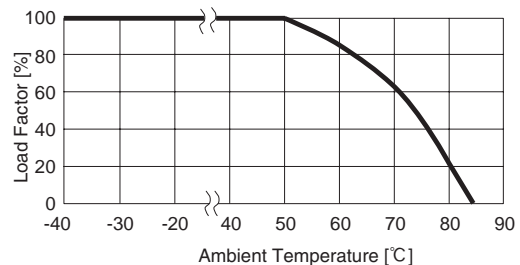
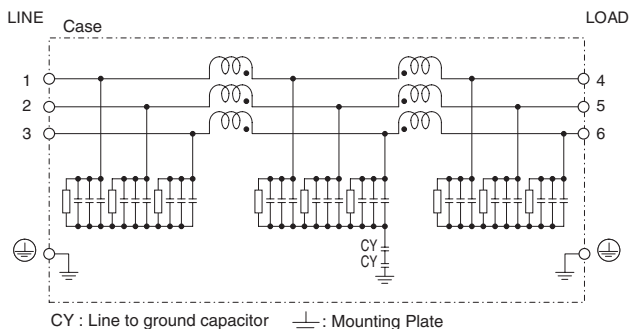
- Three phase rated voltage 500 VAC (voltage range:528V max)
- Selectable leakage current value

Specifications

No.	Items	TBC-200-683	TBC-250-683	TBC-300-683
1	Rated Voltage[V]	AC Three Phase 500 (voltage range:528 max)		
2	Rated Current[A]	200	250	300
3	Test Voltage (Terminal-Mounting Plate)	2,500 VAC (Cutoff Current = 100mA), 1minute at room temperature and humidity		
4	Isolation Resistance (Terminal-Mounting Plate)	500 VDC 100MΩ min at room temperature and humidity		
5	Leakage current 250/500V 60Hz	2.5mA/5.0mA max		
6	DC resistance	4mΩ max	3mΩ max	2mΩ max
7	Safety agency approval temperatures	-25 to +85°C (Refer to Derating Curve)		
8	Operating temperature	-40 to +85°C (Refer to Derating Curve)		
9	Operating humidity	20 to 95%RH (Non condensing)		
10	Storage temperature/humidity	-40 to +85°C/20 to 95%RH (Non condensing)		
11	Vibration	10 to 55Hz, 19.6m/s ² (2G), 3min. Period, 1hour each X, Y and Z axis		
12	Impact	196.1m/s ² (20G), 11ms Once each X, Y and Z axis		
13	Safety agency approvals	UL1283, CSA C22.2 No.8 (C-UL) , DIN EN60939 VDE0565 Teil3-1, ENEC		
14	Case size (without projection)	190 X 110 X 580 mm [7.48 X 4.33 X 22.83 inches] (W X H X D)		
15	Weight	13.0kg max		

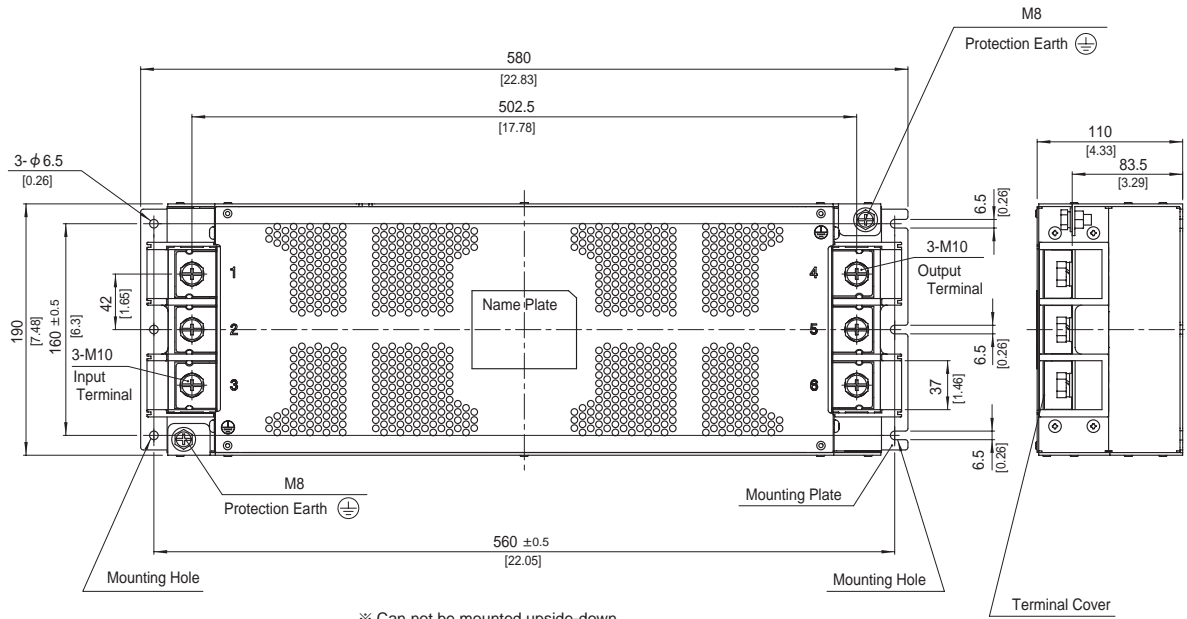
Circuit Diagram

Derating Curve



* Keep free ventilation holes for cooling.

External view



※ Tolerance : ± 1 [± 0.04]

※ Weight : 13.0kg max

※ Mounting Plate : Stainless steel $t=2.0$ [0.08]

※ Dimensions in mm, []=inches

※ Terminal block screw tightening torque M10 : $14.2N \cdot m$ (144.9kgf · cm) max

※ Protection Earth screw tightening torque M8 : $9.2N \cdot m$ (93.9kgf · cm) max